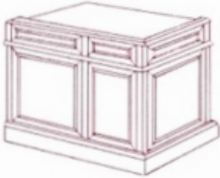
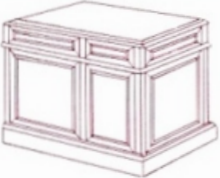


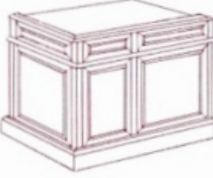


# 15 Series

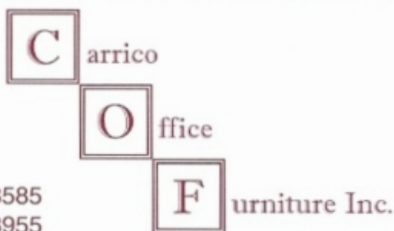
## STANDARD FEATURES

- Walnut veneer with hardwood shaped banding
- Top corners are mitered
- Deep drawers
- File suspension exceeds BIFMA standards and is full extension.
- All drawers move smoothly on full extension Lifetime warranty slides
- Drawer interiors are sanded and finished
- Adjustable floor glides
- All units are shipped in approved fully enclosed dust-proof cartons.
- Hi-solids catalyzed lacquer finish.
- Hand rubbed top
- Center drawer

	Model #	Dimension			Weight	Cubes	Freight Class	Price
		D	W	H				
 SECRETARIAL RETURN LEFT PEDESTAL	15-2148	20	48	26	153	23	125	<b>\$1,748</b>
 EXECUTIVE RETURN LEFT PEDESTAL	15-2348	24	48	30	153	23	125	<b>\$1,831</b>
 SECRETARIAL DESK LEFT PEDESTAL	15-3866	36	66	30	307	51.1	125	<b>\$3,041</b>
 SECRETARIAL DESK LEFT PEDESTAL	15-3872	36	72	30	347	54.7	125	<b>\$3,342</b>
 SECRETARIAL RETURN RIGHT PEDESTAL	15-2248	20	48	26	153	23	125	<b>\$1,748</b>

## FINISHES

- Medium Walnut (MW)
- Mahogany (MH)
- Cherry (CH)
- Chairtech (CT)



PHONE: 1-812-683-8585  
 FAX: 1-812-683-8955

## OPTIONAL FEATURES

- Cord management Grommet **\$68**
- CD for KS credenza **\$201**