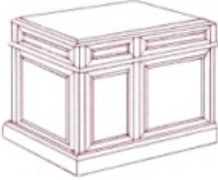
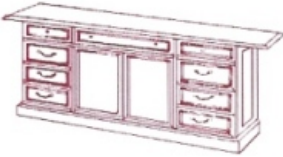
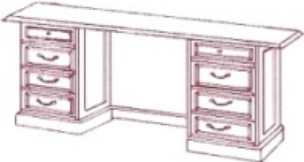
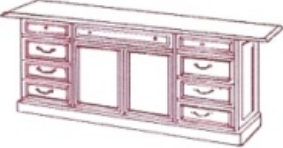
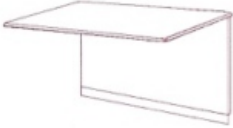


15 Series

STANDARD FEATURES

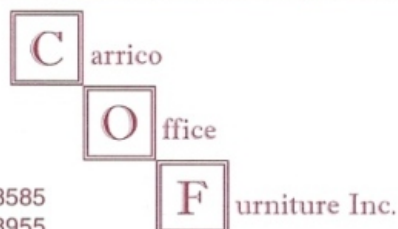
- Walnut veneer with hardwood shaped banding
- Top corners are mitered
- Deep drawers
- File suspension exceeds BIFMA standards and is full extension.
- All drawers move smoothly on full extension Lifetime warranty slides
- Drawer interiors are sanded and finished
- Adjustable floor glides
- All units are shipped in approved fully enclosed dust-proof cartons.
- Hi-solids catalyzed lacquer finish.
- Hand rubbed top
- Center drawer

	Model #	Dimension			Weight	Cubes	Freight Class	Price
		D	W	H				
 <p>EXECUTIVE RETURN RIGHT PEDESTAL</p>	15-2448	24	48	30	153	23	125	\$1,936
 <p>STORAGE CREDENZA</p>	15-2084	20	84	30	315	39.3	125	\$3,615
 <p>KNEESPACE CREDENZA</p>	15-2184	20	84	30	276	39.3	125	\$3,184
 <p>STORAGE CREDENZA</p>	15-2072	20	72	30	309	34.0	125	\$3,582
 <p>EXECUTIVE U BRIDGE</p>	15-2748	20	46	30	65	2.5	70	\$927

FINISHES

- Medium Walnut (MW)
- Mahogany (MH)
- Cherry (CH)
- Chairtech (CT)

PHONE: 1-812-683-8585
FAX: 1-812-683-8955



OPTIONAL FEATURES

- Cord management Grommet **\$68**
- CD for KS credenza **\$201**